

The logo for DermaClip, featuring the word "Derma" in blue and "CLIP" in red, with a registered trademark symbol. A stylized red and blue graphic element is positioned above the letter 'a' in "Derma".

DermaCLIP[®]

Optimizing Wound Closure

Transforming a Skill into a Process

Facilitating Skin Closure
Across the Continuum of Care

A photograph showing a long, horizontal surgical incision on a patient's abdomen. The wound is closed with several white, rectangular adhesive strips (DermaClips) applied along the length of the incision. The surrounding skin is a natural skin tone, and the patient is wearing a blue hospital gown.

ABDOMINOPLASTY

A photograph of a patient's forearm with a deep, jagged laceration. The wound is closed with multiple white adhesive strips (DermaClips) applied across the length of the laceration. There is some dried blood and tissue visible around the wound site.

TRAUMATIC ARM LACERATION

A NEW STANDARD IN SKIN CLOSURE

A comprehensive wound closure solution in 3 steps



Pick



Place



Pull

- **Repeatable skin closure** that's easy to master
- **Eliminate skin punctures & "railroad track" scarring**
- **Eliminates glue burns**
- **Can be used on wet wounds**
- **Minimize potential for oozing**
- **Protect providers** from needle-sticks
- **Improve patient comfort**

DermaCLIP®



EVERSION
Tension-free eversion is the "Gold Standard"
of skin closure

- + Reduces wound-edge tension
- + Increases hemostasis
- + Increases perfusion

- = **Better Cosmetic Outcomes**

A DEMONSTRATION OF THE DEVICE

DermaCLIP[®] allows for quick and easy skin closure



[CLICK TO LAUNCH VIDEO \(YouTube Link\)](#)

VERSATILE FOR ANY SITUATION

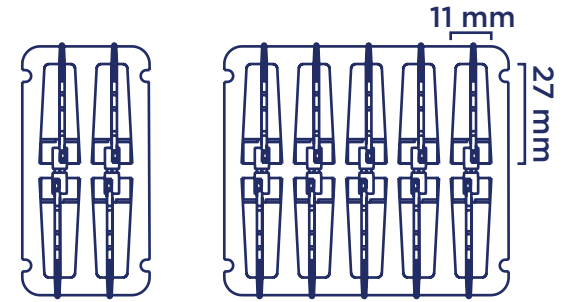
Two sizes allows providers to decide optimal closure

- **REGULAR CLIP** for short, curved, & lower tension has been used for lacerations, traumatic wounds, mohs, ports, & flaps

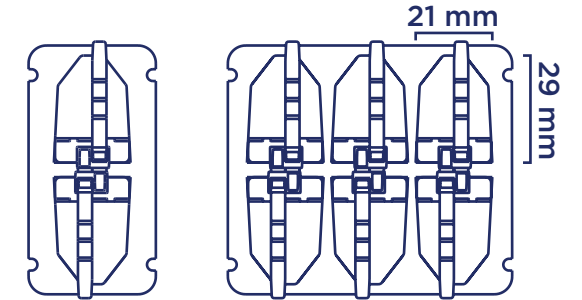
- **LARGE CLIP** for long, straight, & higher tension has been used for lacerations, abdominoplasty, c-section, TKA & THA

Usable on **most skin types, simplifying closure**

REGULAR
CLIP




LARGE
CLIP

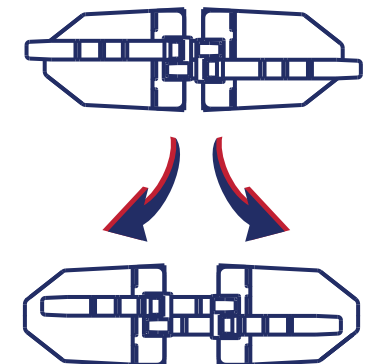


CLOSURE (UP TO) 1 INCH CLOSURE (UP TO) 3 INCHES

STACKABLE FOR LONGER WOUNDS



CURVED WOUNDS

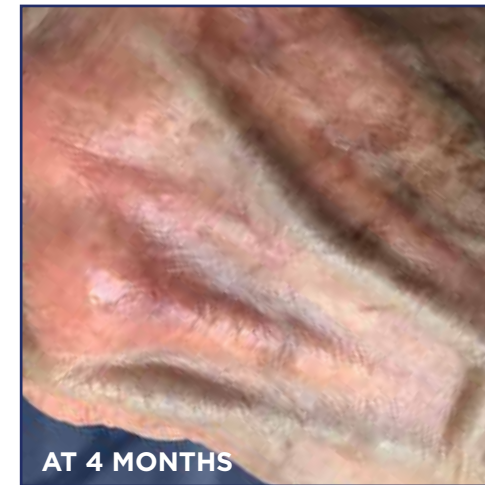


EXPANDABLE

CLOSURE WITH DISPERSION OF TENSION

The DermaClip device **disperses the tension of closure across the pads of the device**

- **Sutures & staples have shear stress** at the point of entry & can lead to skin shredding
- **Dispersion of tension & tension-free healing is beneficial for patients of all ages**



3" skin tear, 79 y.o. patient on blood thinners

DermaClip brought **hemostasis, handled oozing** and **achieved great cosmesis**

A VERSATILE TOOL FOR SKIN CLOSURE

DermaClip can be used for wound support, if preferred.

Plastic surgeons have used DermaClip to **take tension off sutures in:**

- **Breast Augmentation**
- **Abdominoplasty**
- **Excisions**

Removing the device does not damage the wound, DermaClip is versatile enough to be used for:

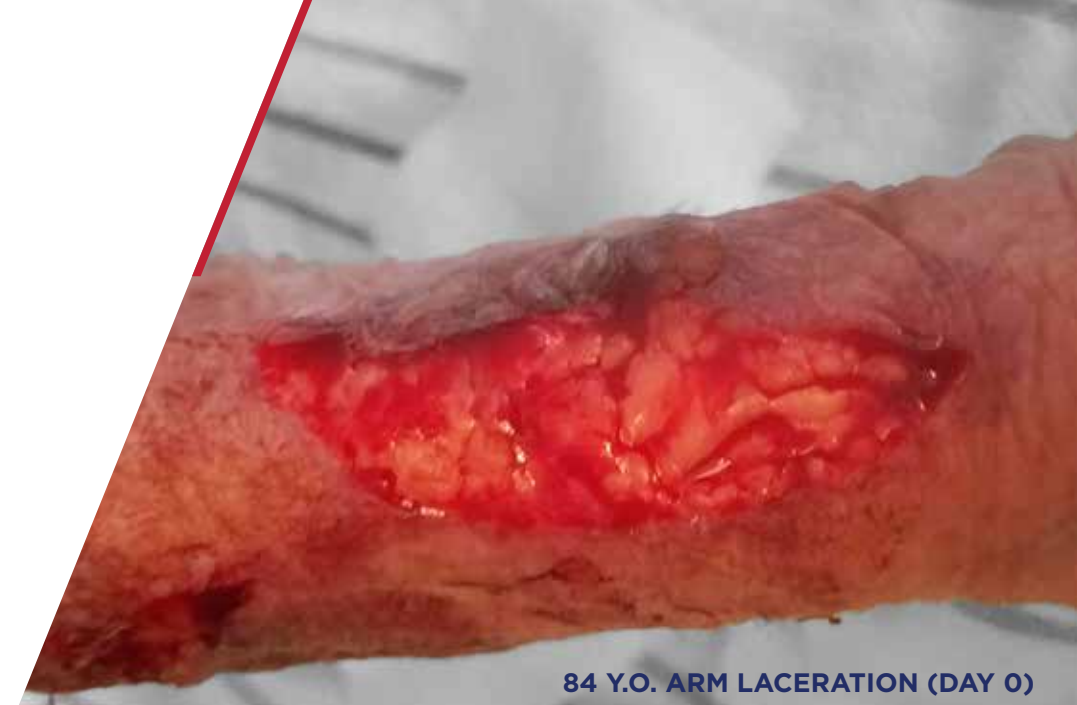
- **Triage or Temporary Closure**
- **Final Closure**



A COVID-19 NECESSITY

DermaClip improves the speed of closure, helping facilities battle COVID-19 across all departments.

- Minimize procedure time to reduce length of interaction for potential COVID-19 exposure
- Expedite closure to **increase patient turnover and reduce crowding**
- Increase staff capability, **allowing facilities to “do more with less”**
- **Improve operational efficiency to decrease costs** (OR on-time starts & finishes)
- **See more patients to increase revenue**



84 Y.O. ARM LACERATION (DAY 0)



84 Y.O. ARM LACERATION (5 MO.)

A SOLUTION FOR NEEDLE-PHOBES

DermaClip reduces the trauma of closure, both physically and emotionally.

- Many patients fear needles, both adults and children
- Local anesthetic (LET / Lidocaine) **activation can add up to 40 minutes to closure time for laceration repair**
- Patient **sedation requires patient monitoring post-closure**
- Pediatric closures have **additional procedure room crowding** (e.g., parents or additional providers)

DermaClip can expedite closure through reduced trauma

"I give my patient a sticker and say 'I'll put my sticker on you and you put your sticker on me.'"

- Pediatric ED Physician

THE CHOICE VS TRADITIONAL METHODS

DermaCLIP® has comprehensive benefits that allow it to be used universally

	DERMACLIP	SUTURES	STAPLES	GLUES
Achieves wound edge eversion	●	◐		
Can close wounds under tension	●	●	●	
Can be used on wet wounds	●	●	●	
Disperses wound tension to avoid shredding	●			●
Applies easily in seconds	●		◐	
No punctures / anesthetic / needle-stick risk	●			◐
No “Railroad Track” scarring	●			●
No removal visit required	●	◐		●
Cannot get embedded with prolonged wear	●			●

THE COST EFFECTIVE ANSWER FOR LACERATIONS

ILLUSTRATIVE 1" SIMPLE LACERATION

	DermaClip®	SUTURE	GLUE
Preparation Time (min) ^{1,2}	5	30	30
Closure Time (min) ³	1	6	3
Removal Time (min) ⁴	-	5	-
Total Time, Facility	6	41	33
Total Time, Provider	1	11	3

Cost of Time, Facility ⁵	\$ 6	\$ 41	\$ 33
Cost of Time, Provider ⁶	\$ 2	\$ 22	\$ 6
Total Cost of Time	\$ 8	\$ 63	\$ 39

Closure Materials ^{7,8}	\$ 18	\$ 6-12	\$ 13-23
Additional Materials ^{8,9}	\$ 1	\$ 5-25	\$ 1
Lidocaine / LET ⁸	\$ -	\$ 4	\$ 4
Removal Tray ⁸	\$ -	\$ 5	\$ -
Total Cost of Materials	\$ 19	\$ 20-46	\$ 18-28

Total Cost	\$ 27	\$ 83-109	\$ 57-67
-------------------	--------------	------------------	-----------------

ILLUSTRATIVE 3" SIMPLE LACERATION

	DermaClip®	SUTURE	GLUE
Preparation Time (min) ^{1,2}	5	30	
Closure Time (min) ³	2	10	
Removal Time (min) ⁴	-	5	
Total Time, Facility	7	45	
Total Time, Provider	2	15	

Cost of Time, Facility ⁵	\$ 7	\$ 45	
Cost of Time, Provider ⁶	\$ 4	\$ 30	
Total Cost of Time	\$ 11	\$ 75	

Closure Materials ^{7,8}	\$ 28	\$ 6-12	
Additional Materials ^{8,9}	\$ 1	\$ 5-25	
Lidocaine / LET ⁸	\$ -	\$ 4	
Removal Tray ⁸	\$ -	\$ 5	
Total Cost of Materials	\$ 29	\$ 20-46	

Total Cost	\$ 40	\$ 95-121	
-------------------	--------------	------------------	--

Glues are indicated for wounds < 5cm (~2")

THE COST EFFECTIVE ANSWER FOR SURGERY

A simple, illustrative cost comparison:

Closure of a 6" surgical incision in the Operating Room¹

Cost Savings	DermaCLIP[®]	SUTURES	STAPLES
Materials for Closure: ²	\$ 56	\$ 6	\$ 11
Facility / Staff Costs for Closure: ³	\$ 106	\$ 905	\$ 181
Removal Costs:	\$ -	\$ 20	\$ 58
Total Costs of Closure:	\$ 162	\$ 931	\$ 250
Total Cost Savings with DermaCLIP[®]:	\$ -	\$ 769	\$ 88

Time Savings

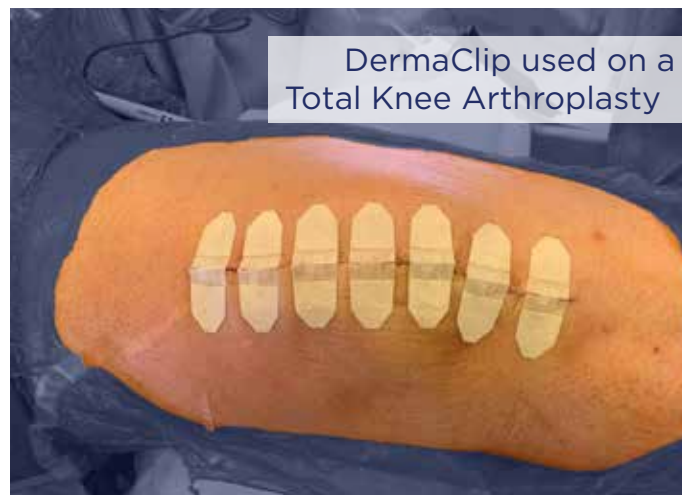
Treatment Time:	1.6 min	13.7 min	2.7 min
Removal Time:	-	5.0 min	15.0 min
Total Treatment Time:	1.6 min	18.7 min	17.7 min
Total Time Savings with DermaCLIP[®]:	-	17.1 min	16.1 min

- ↑ **Time Savings**
- ↑ **Patient Throughput**
- ↑ **Scheduled Cases**




THE OPTIMAL SKIN CLOSURE ALTERNATIVE

Used on 10,000's of patients and 2 published peer-reviewed articles



DERMACLIP: PROVIDING SUPERIOR SKIN CLOSURE



QUICK & EASY

- Easier than sutures, faster than glues with less mess
- Eliminates needles & local anesthetic in lacerations
- Training takes minutes
- No needle-stick risk

VERSATILE

- Usable on most closures & patient skin types
- Readily usable on curved & wounds with tension
- Disperses tension of skin closure

PATIENT SATISFACTION

- Reduce pain & fear for all patients
- Expedite closure time, decreasing procedure & wait times

ENHANCED CLINICAL RESULTS

- Maintains wound approximation & designed to effect eversion
- Reproducible results, turns a skill into a process
- Increases throughput, see more patients, reduce crowding

SIMPLE

SAFE

FAST

CHEAP

COVID-19 BENEFITS



www.DermaClip.com
info@DermaClip.com
+1 (713) 682-3185